

BRIDGESTONE



OFF-THE-ROAD TIRES

VJT

V-steel J-Traction



MAIN FEATURES

- **Advanced non-directional tread pattern**
- **Low-vibration characteristics enhance riding comfort**
- **Extra-tough for more lasting reliability**

VJT OFF-THE-ROAD TIRES

Tire size	Star rating	TRA code/ Application
17.5R25	*1	L3
20.5R25	*1	L3
23.5R25	*1	L3
26.5R25	*1	L3
29.5R25	*1	L3

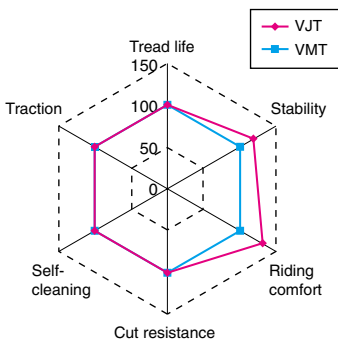
17.5R25, 29.5R25: available soon

BRIDGESTONE OFF-THE-ROAD TIRES

VJT V-steel J-Traction

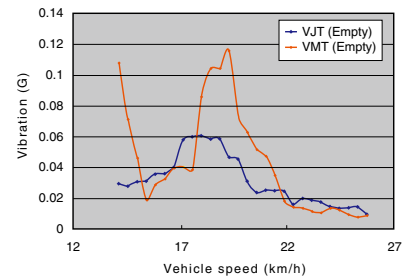
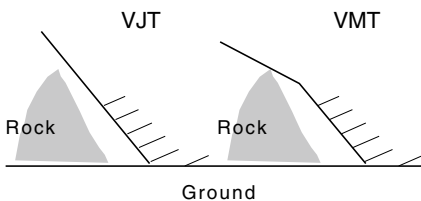
In every aspect of performance, including traveling comfort, traction, durability, stability and safety, VJT tires are sure to keep going stronger and lasting longer. Specially designed for loaders, they feature innovative non-directional* tread patterns for extra gripping power.

(*Assures the same excellent traction moving forward or backward.)



Rigid for reliability

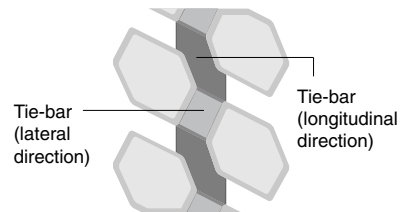
VJT sidewalls are shaped to minimize damage from cutting. Cut resistance is further enhanced by protectors to guard against tears and cuts due to heavy loads.



VJT features a lower vibration level than the conventional VMT over a wide vehicle speed range.

Reinforced for extra-low vibration

For double reinforcement, left and right center blocks on the tread surface are connected by two tie-bars. This increases center-block strength for enhanced wear resistance.



Double-reinforcement tie-bars minimize the center blocks' longitudinal elongation and deformation upon surface contact. This reduces friction between the center blocks and the ground, minimizing irregular block wear and extends tire life.

Blocking vibration

As the tire travels, two specially designed vertical columns of center tread blocks keep vibration at a minimum level.

Deep tread for toughness

VJT tires are in the class of tires having greatest tread volume, which means extended tire life.

Tire Size	Type	Recommended Rim/FL height	Approximate Inflated Dimensions								
			OD		OW		SLR		SLW		OTD
			mm	inch	mm	inch	mm	inch	mm	inch	mm
*17.5R25	T/L	14.00/1.5	1352	53.2	443	17.4	TBA	TBA	TBA	TBA	30.0
20.5R25	T/L	17.00AL/1.7 17.00/2.0	1480	58.3	530	20.9	652	25.7	597	23.5	33.0
23.5R25	T/L	19.50/2.5	1602	63.1	616	24.3	696	27.4	695	27.4	35.0
26.5R25	T/L	22.00/3.0	1737	68.4	682	26.9	754	29.7	766	30.2	38.0
*29.5R25	T/L	25.00/3.5	1865	73.4	762	30.0	TBA	TBA	TBA	TBA	42.0

T/L: Tubeless type
*Available soon.

Specifications are subject to change without notice.

