

MICHELIN® X® ZM™
SWITCH FOR A LONGER LIFE!



**DURABLE AND LONG
LASTING TIRES THAT
SUPPORT YOUR OPERATIONS
THROUGH LOW DOWNTIME
AND LOW SERVICE COSTS.**

www.michelinearthmover.com



MICHELIN

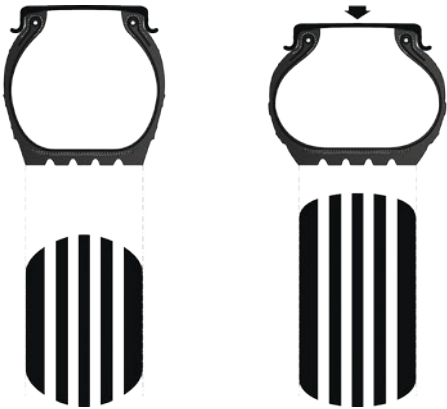
MICHELIN® X® ZM™

SWITCH FOR A LONGER LIFE!



MICHELIN RADIAL TECHNOLOGY

250/60 R12 MICHELIN® X® ZM™ IS THE ONLY RADIAL TIRE IN THIS SIZE ON THE MARKET




THE SIDEWALL AND TREAD FUNCTION SEPARATELY.

The tread is unaffected by the flexing of the sidewalls, so there is:

- less deformation of the tire contact area on the ground
- less movement in tread contact area
- no movement between casing plies

The crown is stabilized by several plies.

The steel casing has one radial ply.




HIGH PROTECTION

REINFORCED CROWN AND SIDEWALLS FOR LIMITED DOWNTIME

Flexible RADIAL STEEL ply casing

Internal sidewall reinforcement



Three steel plies under the tread

High turn-up

MICHELIN® X® ZM™

SWITCH FOR A LONGER LIFE!



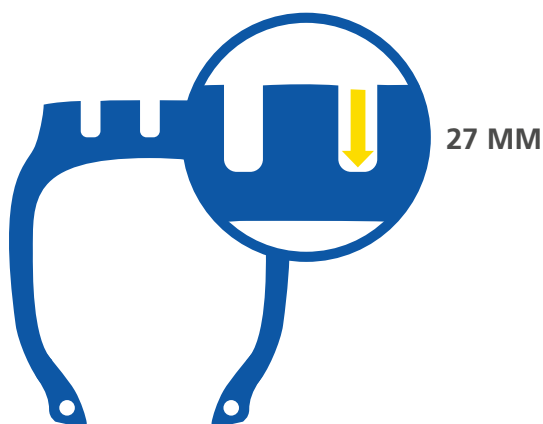
LONG TIRE LIFE

MASSIVE TREAD PATTERN AND 2 PROTECTION BANDS ON SIDEWALLS DESIGNED FOR LONG TIRE LIFE AND OPTIMIZED COST PER HOUR

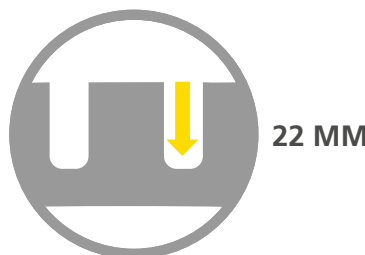
250/60 R 12 MICHELIN® X® ZM™

TRELLEBORG T900

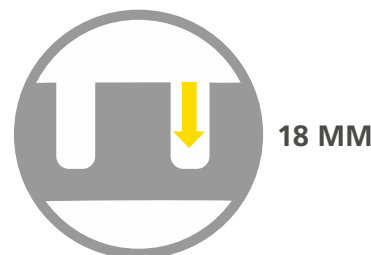
SOLIDEAL HAULER



27 MM



22 MM



18 MM

+22% VS TRELLEBORG T900⁽¹⁾
+50% VS SOLIDEAL HAULER

PERFORMANCE DATA

Increase tire life: From + 50% to + 160% in hours vs premium competitors⁽²⁾



■ BIAS COMPETITORS AVERAGE vs ■ MICHELIN® XZM™



■ RADIAL COMPETITORS AVERAGE vs ■ MICHELIN® XZM™



■ SOLID COMPETITORS AVERAGE vs ■ MICHELIN® XZM™